

SCHALTPLAN

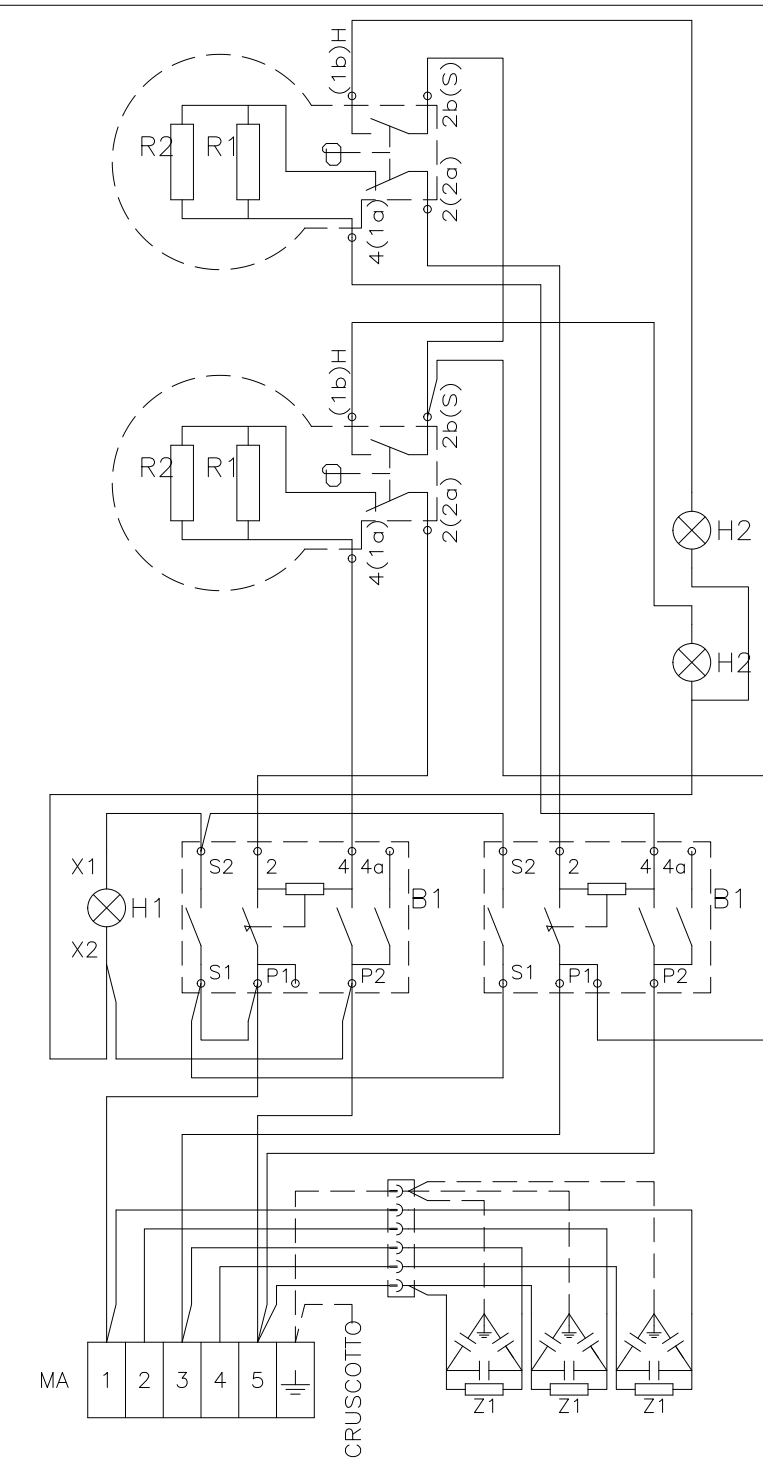


KBS Gastrotechnik GmbH – Schoßbergstraße 26 – 65201 Wiesbaden

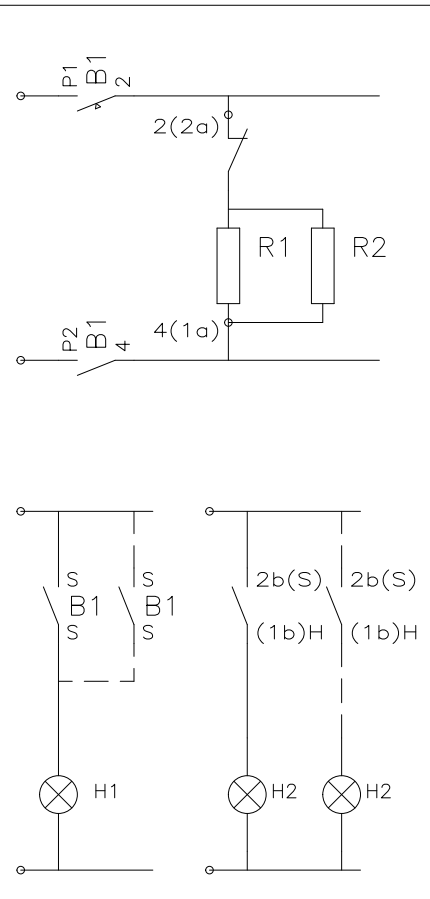
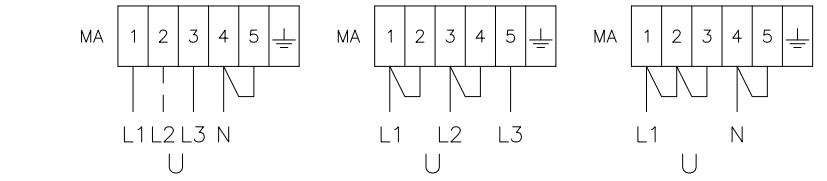
DIS.N. CR0791340
 DATA -
 MOD. -

SCHEMA EL.IRRAGGIAMENTO TOP 700

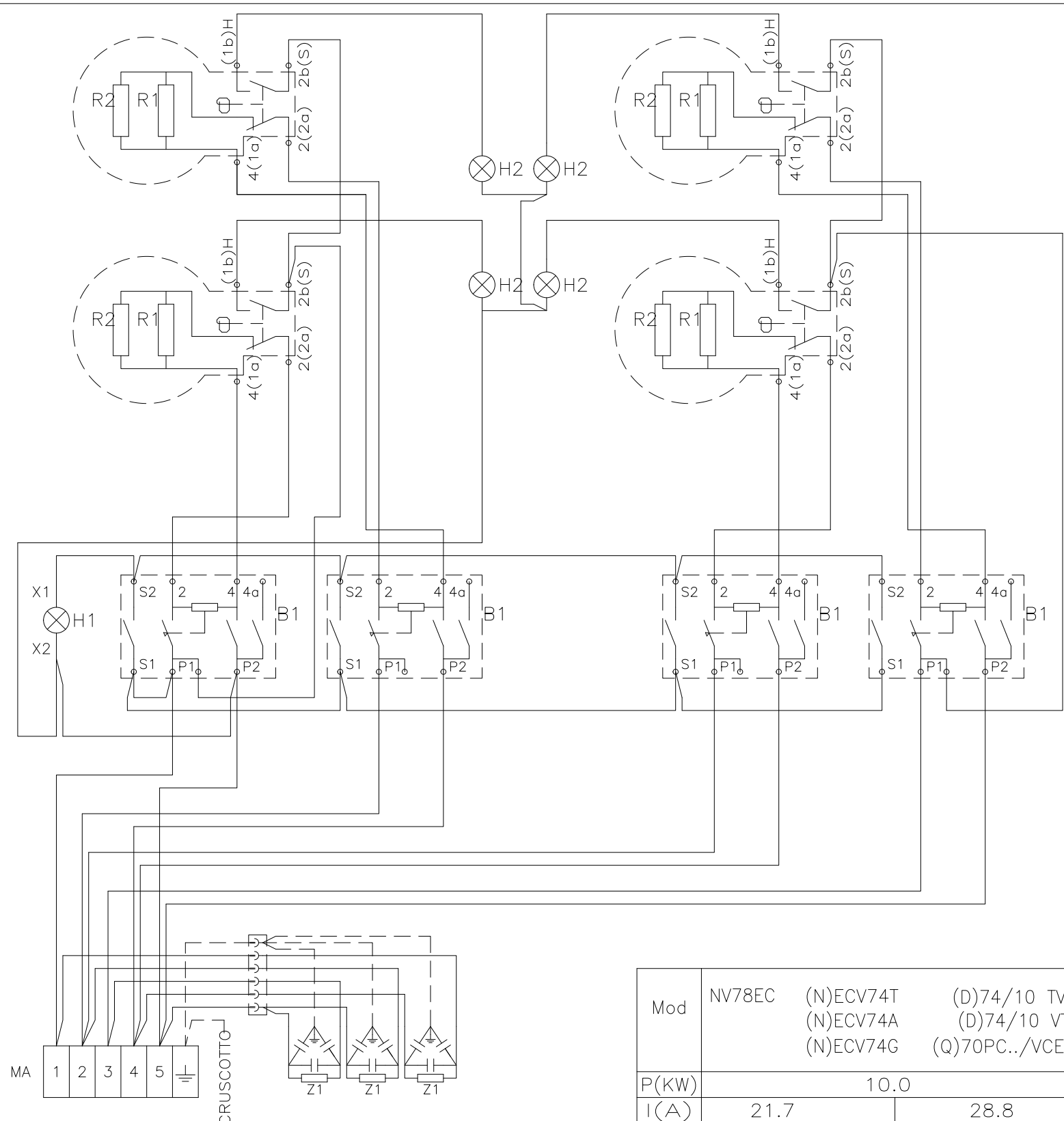
DESCRIZIONE MODIFICA	DATA	FIRMA	MOD.
PRIMA EMISSIONE	26.07.10	NARDINI	
AGGIUNTI MODELLI BA	23.01.13	GANDINI	
AGGIUNTI (N) (D) (Q)	08.05.18	NARDINI	



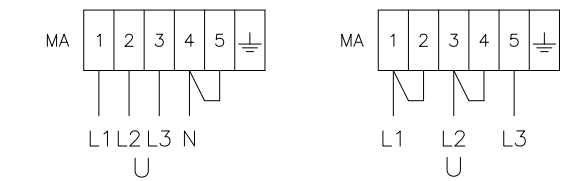
Mod	NV74EC (N)ECV72T (D)72/10 TVTC (Q)70PC../VCE400 (N)ECV72A (D)72/10 VTC (N)ECV72G
P(KW)	5.0
I(A)	10.9 18.8 21.7
U(V)	380-415V 3N~ 220-240V 3~ 230V~
f(Hz)	50-60
Cable	5G1.5mm ² 4G2.5mm ² 3G2.5mm ²



- B1 REGOLATORE ENERGIA REGULATORE ENERGIE ENERGY CONTROL SIMMERSTAT
- H1 SPIA ARANCIO LAMPE ORANGE ORANGE PILOTLIGHT ORANGE LAMPE
- H2 SPIA CALORE RESIDUO SIGNALISATION CHALEUR RESIDUELLE RESIDUAL HEATING INDICATION RESTWAERMEANZEIGE
- MA MORSETTIERA ARRIVO LINEA BORNES ARRIVEE LIGNE TERMINAL BLOCK ANSCHLUSSKLEMME
- R1-R2 RESISTENZA RESISTANCE HEATING ELEMENT HEIZKORPER
- Z1 FILTRO ANTIDISTURBO FILTRE ANTI PARASITE' SUPPRESSION FILTER FUNKENTSTOERFILTER



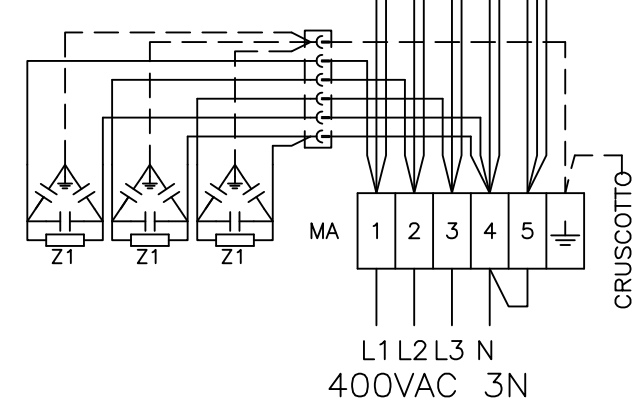
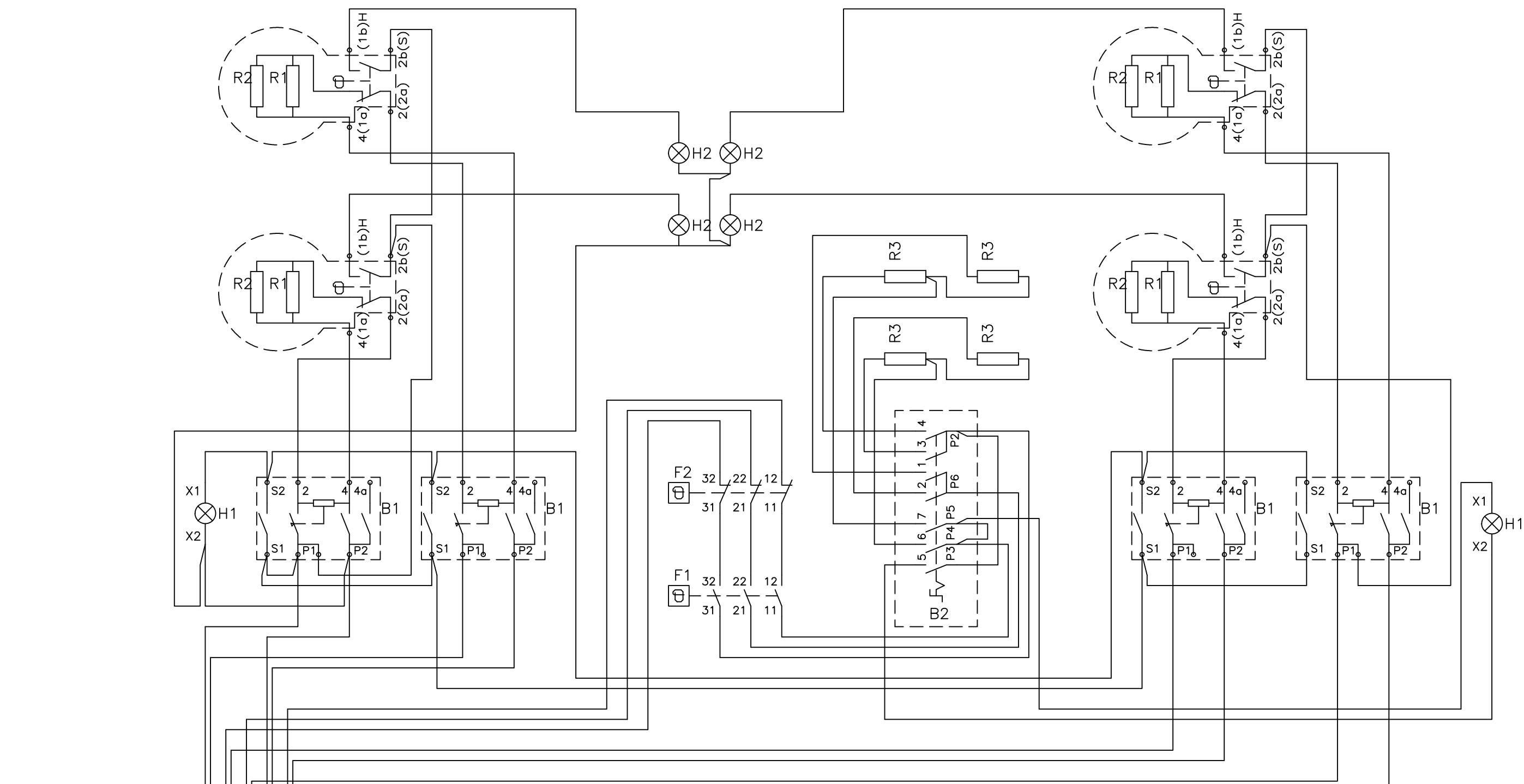
Mod	NV78EC (N)ECV74T (D)74/10 TVTC (Q)70PC../VCE400 (N)ECV74A (D)74/10 VTC (N)ECV74G (Q)70PC../VCE800
P(KW)	10.0
I(A)	21.7 28.8
U(V)	380-415V 3N~ 220-240V 3~
f(Hz)	50-60
Cable	5G2.5mm ² 4G4mm ²



DIS.N. CR0791400
 DATA -
 MOD. -

SCHEMA ELETTRICO NV7FE8E

DESCRIZIONE MODIFICA	DATA	FIRMA	MOD.
PRIMA EMISSIONE	26.07.10	NARDINI	
MOD. COLLEGAMENTO RESISTENZE FORNO	24.06.11	NARDINI	



Mod	NV7FE8E
	ECV74E
	74/10 VTCE
P(KW)	16.0
I(A)	23.9
U(V)	400V 3N~
f(Hz)	50/60
Cable	5G2.5mm ²

B2	●	○	×	×	×	×	×	×	×	×	×	×
	○	○	×	×	×	×	×	×	×	×	×	×
POS	4	3	1	2	7	6	5					
	P2	P6	P5	P4	P3							

- | | | | | |
|-------|--------------------------|-------------------------|--------------------------|---------------------|
| B1 | REGOLATORE ENERGIA | REGOLATORE ENERGIE | ENERGY CONTROL | SIMMERSTAT |
| H1 | SPIA ARANCIO | LAMPE ORANGE | ORANGE PILOTLIGHT | ORANGE LAMPE |
| H2 | SPIA CALORE RESIDUO | CHALEUR RESIDUELLE | RESIDUAL HEATING | RESTWAERMEANZEIGE |
| MA | MORSETTIERA ARRIVO LINEA | BORNES ARRIVEE LIGNE | TERMINAL BLOCK | ANSCHLUSSKLEMME |
| R1-R2 | RESISTENZA INTERNA | RESISTANCE INTERNE | INTERNAL HEATING ELEMENT | INNENHEIZKORPER |
| Z1 | FILTRO ANTIDISTURBO | FILTRE ANTI PARASITE' | SUPPRESSION FILTER | FUNKENTSTOERFILTER |
| B2 | COMMUTATORE FORNO | COMMUTEUR FOUR | OVEN CHANGE-OVER SWITCH | BACKOFEN UMSCHALTER |
| F1 | TERMOSTATO FORNO | THERMOSTAT FOUR | OVEN THERMOSTAT | BACKOFEN THERMOSTAT |
| F2 | TERMOSTATO DI SICUREZZA | THERMOSTAT DE SICURITE' | SAFETY THERMOSTAT | TEMPERATURBEGRENZER |
| R3 | RESISTENZA FORNO | RESISTANCE FOUR | OVEN HEATING | BACKOFEN HEIZKORPER |